

# Workshop 8

Big spatial data and data analytics in the digital age  
and how it can benefit public transport users

Presented by:

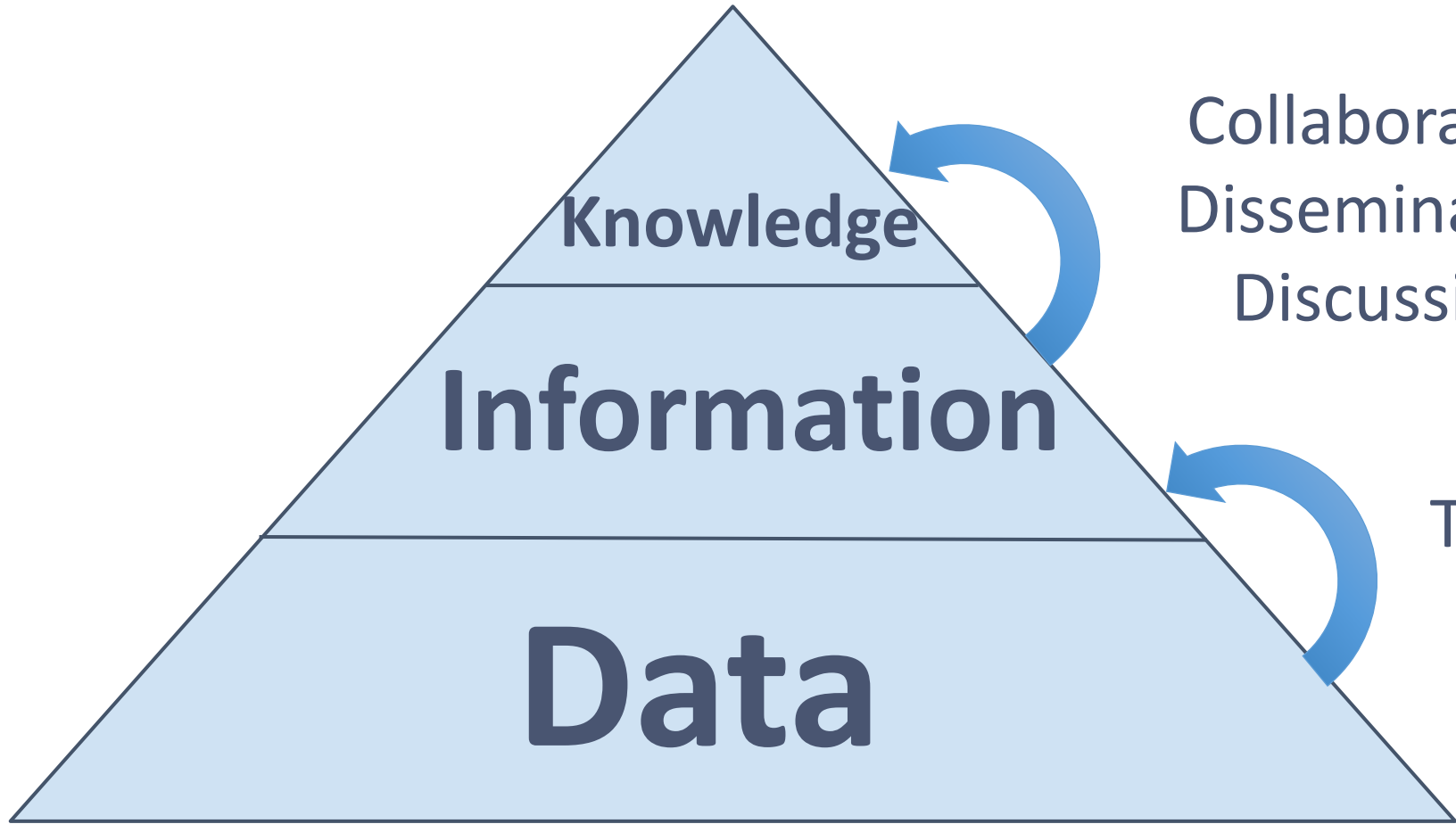
Marcela Munizaga (chair)

Menno Yap (rapporteur)



# Participants





Collaboration  
Dissemination  
Discussion

Tools & Modelling



# Conclusions from Thredbo 14

- More thinking, workshops, including practitioners and operators
- Use big data not just for planning and control → many other uses, across stakeholders
- More research, more applications, more sharing → more fun!

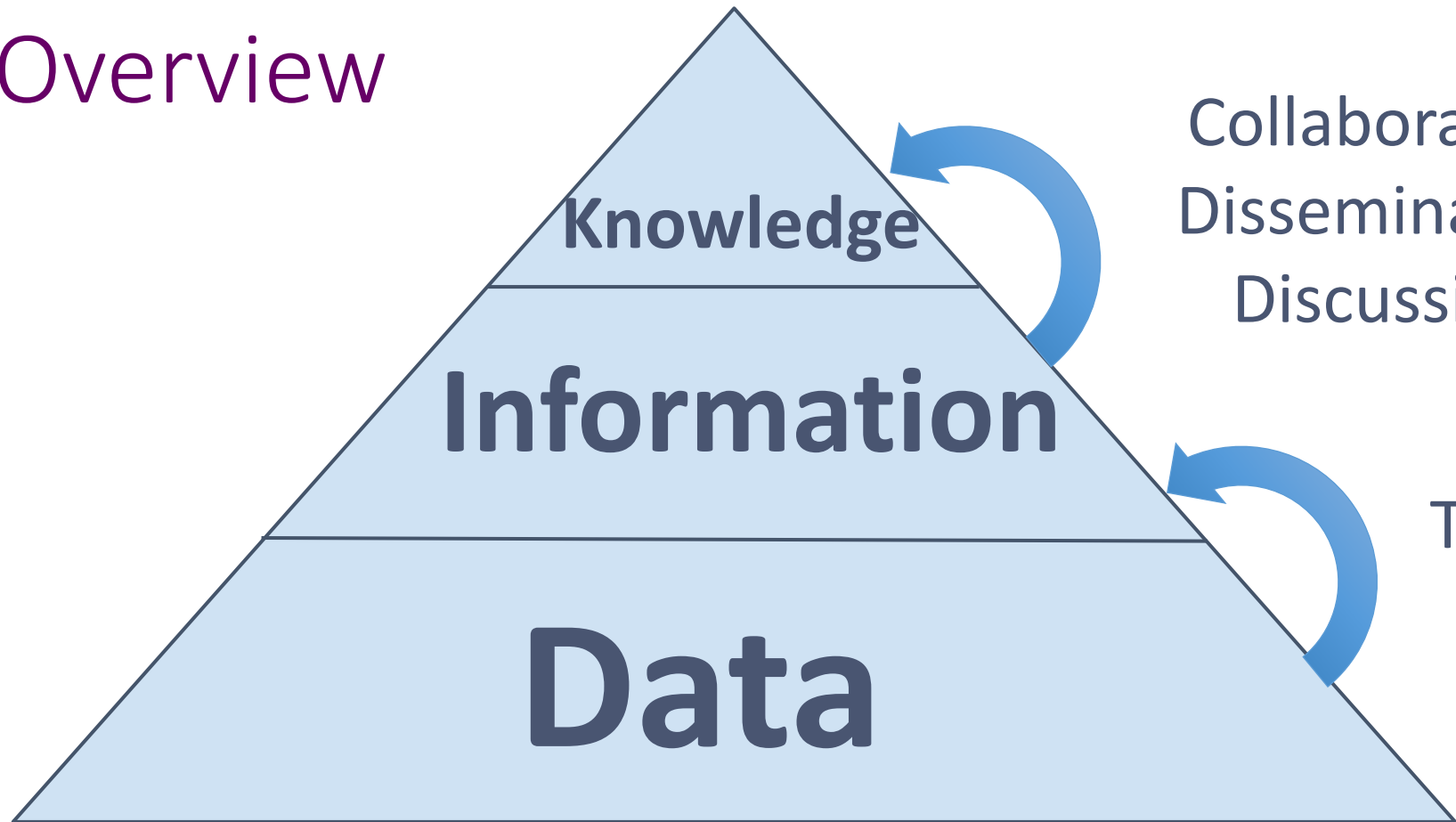


# Overview

- Many big data developments
    - many opportunities
    - but...
      - not enough is happening
  - Big data challenges:
    - Technical
    - Organizational (coordination, cooperation)**
- How to stimulate further / faster big data applications



# Overview

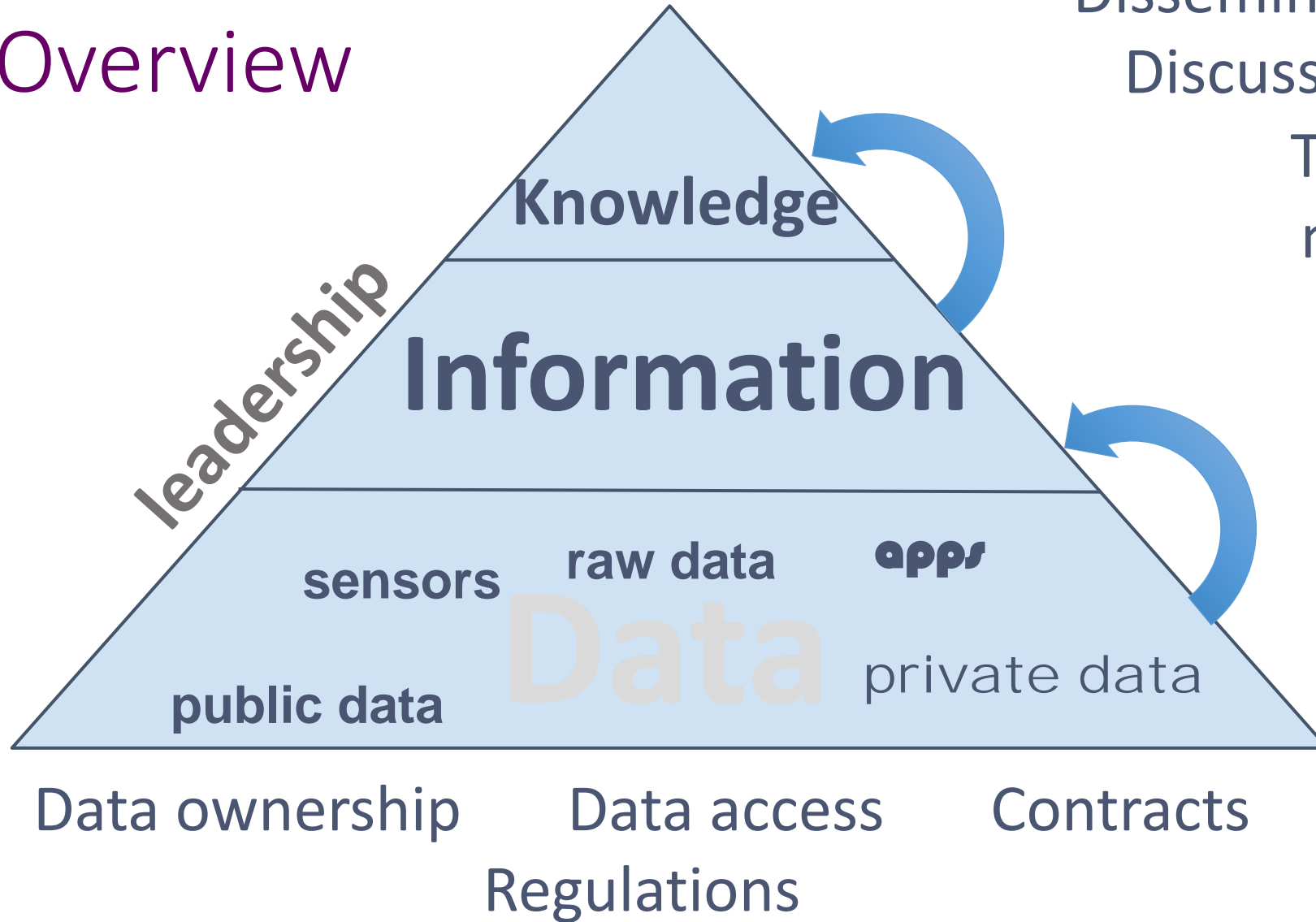


Collaboration  
Dissemination  
Discussion

Tools & Modelling



# Overview



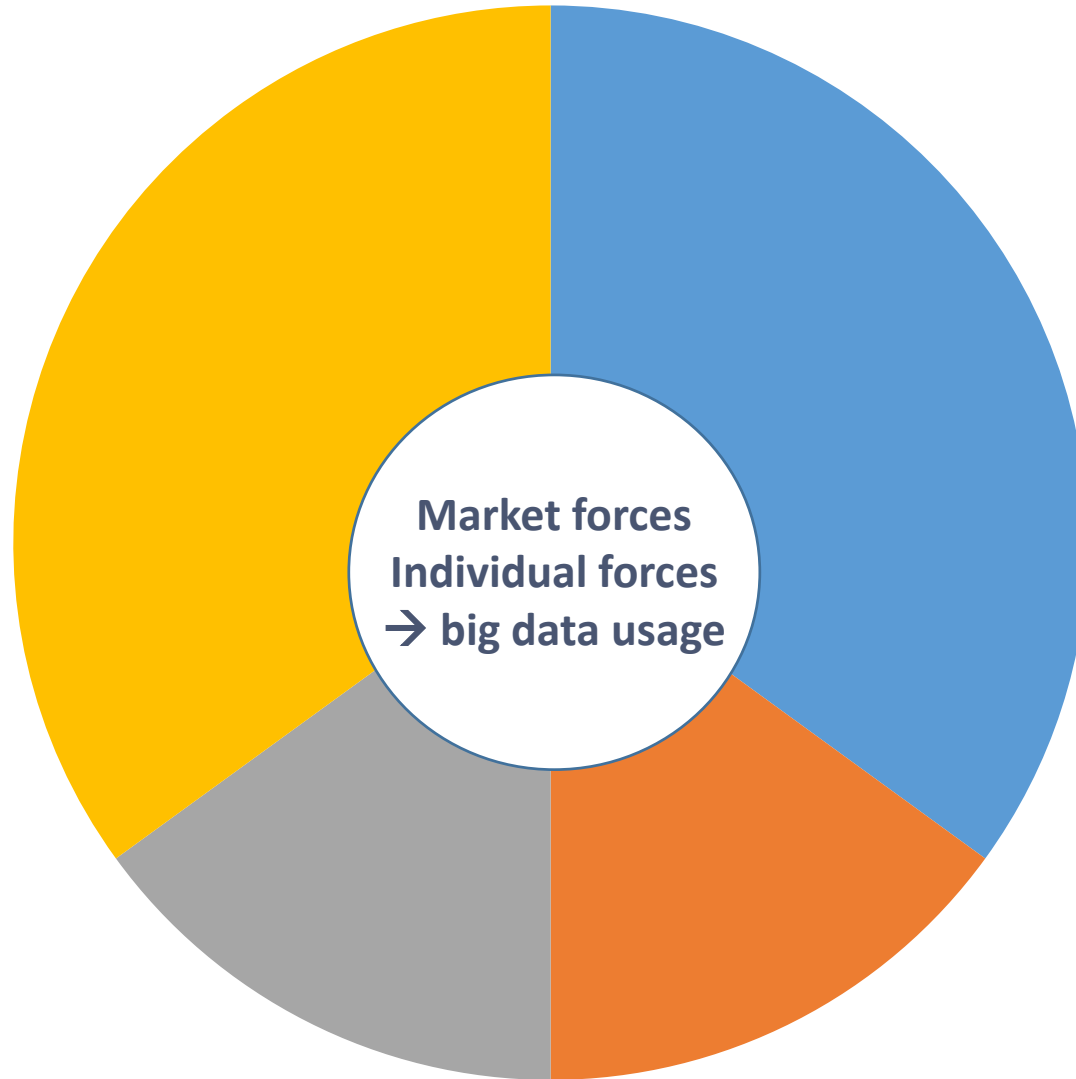
Collaboration  
Dissemination  
Discussion

Tools & Modelling:  
machine learning,  
artificial  
intelligence,  
econometrics

Storing and  
processing  
capabilities



# big data for the social interest

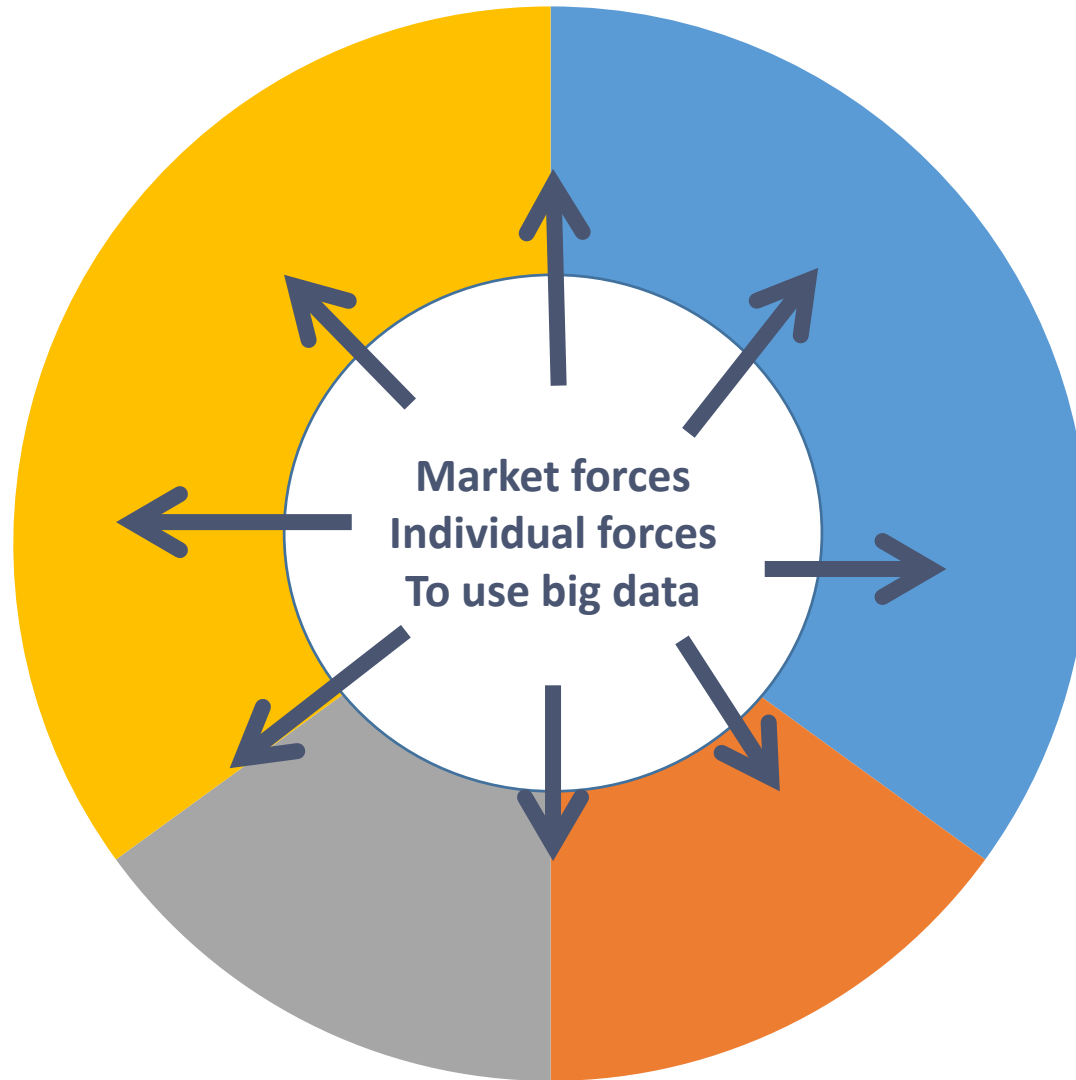


- Improve user experience
- Improve cost effectiveness
- Lower externalities
- Great built environment





# big data for the social interest



Providing big data  
→ enlarges the area  
where the social  
interest can be  
improved

Forces to trigger this:

- Data quality
- Data integration
- Economies of scale
- Planning tools
- **De?**regulation

- Improve user experience
- Improve cost effectiveness
- Lower externalities
- Great built environment



# big data for the social interest



Providing big data  
→ enlarges the area  
where the social  
interest can be  
improved

Forces to trigger this:

- Data quality
- Data integration
- Economies of scale
- Planning tools
- **De?**regulation

- Improve user experience
- Improve cost effectiveness
- Lower externalities
- Great built environment



# Key Themes

- Social interest
- Private vs. public
- Open access to different data sources
- Cost-efficiency & cost-effectiveness
- Contracts
- Knowledge / competence of private companies



# Research Priorities

## Technical priorities:

- Quantify and visualize customer satisfaction & experience
- Data fusion, consolidation: integrate different data sources

## Governance / organizational priorities:

- Contract design: stimulate use big data, develop right KPI's
- Governance structure: responsibility



# Successful cases

## Operational

- Passive capture of images from buses → penalty for cars
- Opportunities of real-time route optimization
- Acceleration rates to evaluate driver's behaviour

## Governance

- Transport for London
- Singapore



# Barriers

- Not enough qualified people to transform information on knowledge
- Different sources of data
- Access to data
- Who is responsible?



# Policy Recommendations

- Public agencies should actively identify priorities and opportunities
- Develop: standards, common definitions and data formats (integration platform?)
- Consolidate: integrate different data sources (one data provider?)
- Enforce: cooperation and coordination → trustiness
- Report: look at successful cases & learn from unsuccessful cases
- Step-by-step: incremental approach
- Quantify & visualize:
  - Business value of big data
  - Social impact
  - Look at other sectors



# Contracting Recommendations

- Guarantee access to (integrated) data sources
- Incorporate use of big data in the definition of KPIs
- Design contracts that give incentives to innovate during execution of the service





# Recommendations for Thredbo 16

- Largest challenges in big data are not technical, but process related
- Different format
  - More to the government side
  - Hackaton for technical people



# Questions? Comments?

